



Quiet Concepts offers four different edges which allow you to achieve distinct looks. Square edges should be used when you would like the line where the panels butt to be as inconspicuous as possible. Beveled, mitered or radius edges should be used when you wish to highlight the butts. Edges can also be used to create a “frame” effect . This look is achieved by using square edges where panels butt together and a beveled, radius or mitered edge around the perimeter.



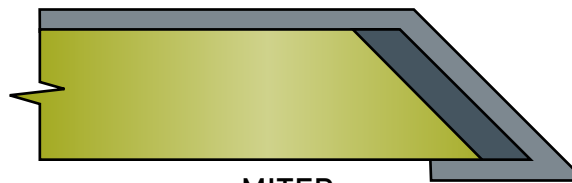
SQUARE



RADIUS



BEVEL



MITER